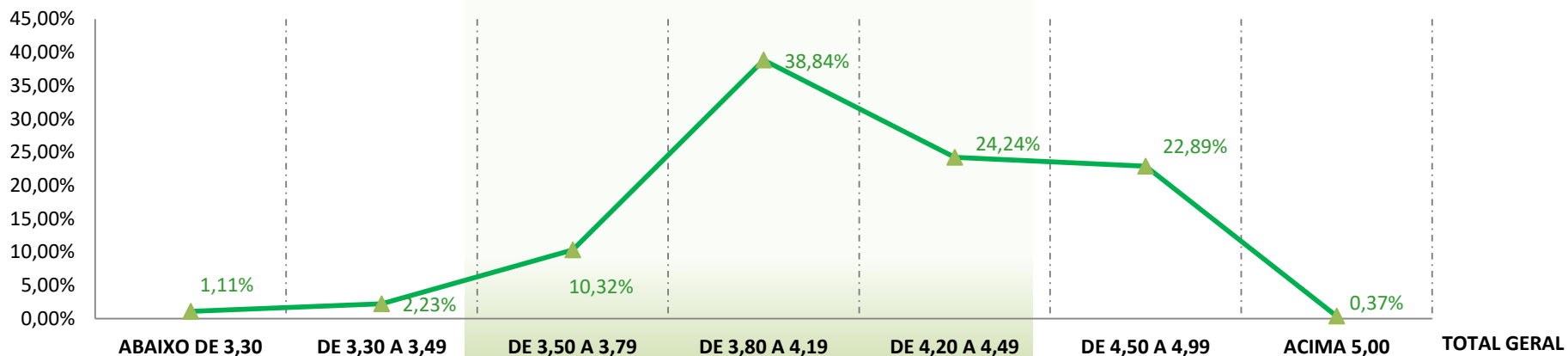
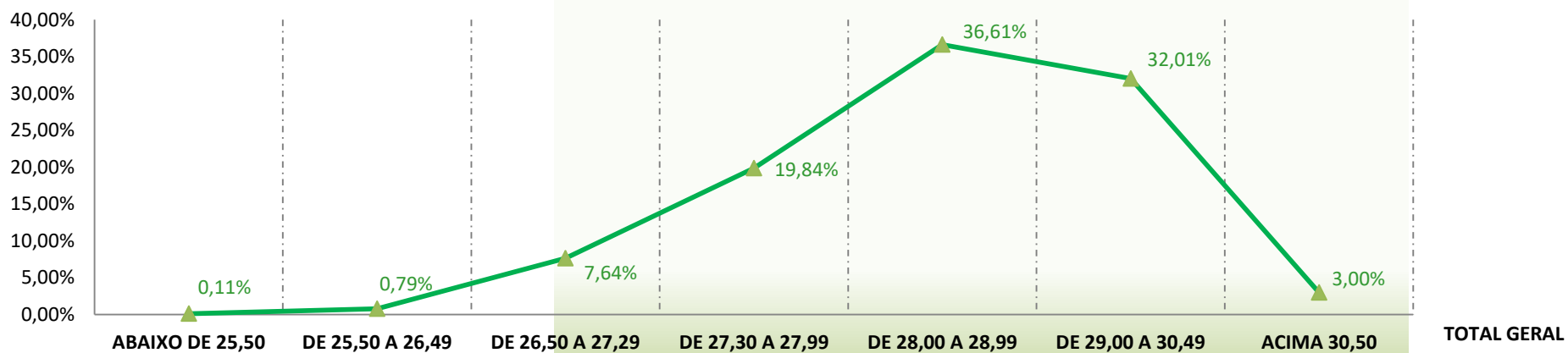


### MICRONAIRE (MIC)



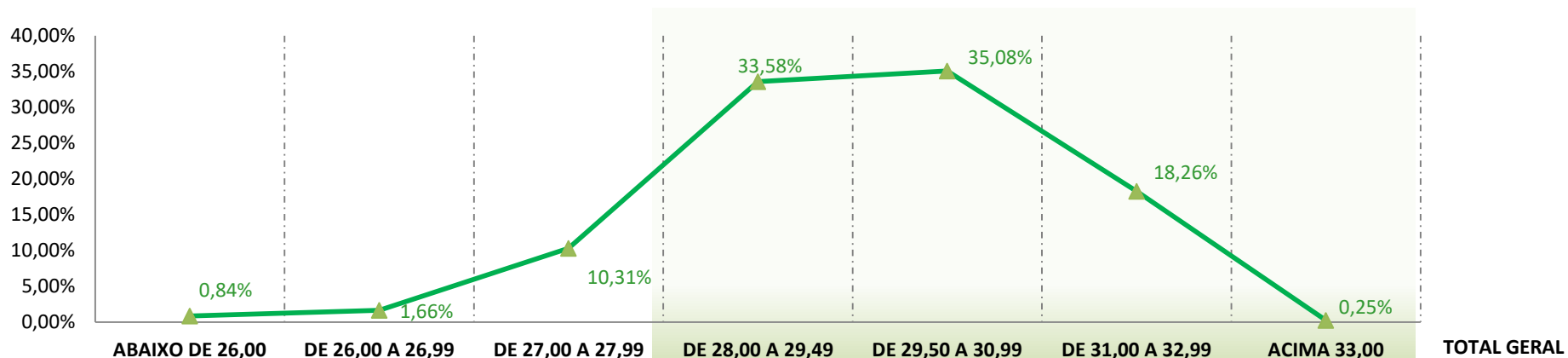
|                 | ABAIXO DE 3,30 | DE 3,30 A 3,49 | DE 3,50 A 3,79 | DE 3,80 A 4,19 | DE 4,20 A 4,49 | DE 4,50 A 4,99 | ACIMA 5,00 | TOTAL GERAL    |
|-----------------|----------------|----------------|----------------|----------------|----------------|----------------|------------|----------------|
| Fardos          | 2.350          | 4.729          | 21.906         | 82.426         | 51.454         | 48.577         | 787        | <b>212.229</b> |
| Média Ponderada | 3,17           | 3,41           | 3,66           | 4,02           | 4,34           | 4,66           | 5,05       | <b>4,19</b>    |
| Porcentagem     | 1,11%          | 2,23%          | 10,32%         | 38,84%         | 24,24%         | 22,89%         | 0,37%      | <b>100,00%</b> |

### COMPRIMENTO (LEN)



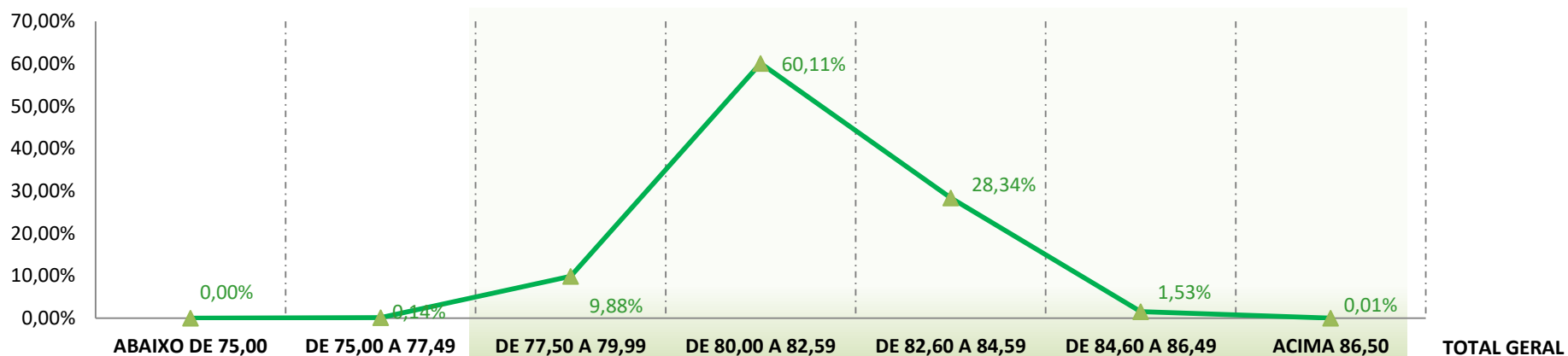
|                 | ABAIXO DE 25,50 | DE 25,50 A 26,49 | DE 26,50 A 27,29 | DE 27,30 A 27,99 | DE 28,00 A 28,99 | DE 29,00 A 30,49 | ACIMA 30,50 | TOTAL GERAL    |
|-----------------|-----------------|------------------|------------------|------------------|------------------|------------------|-------------|----------------|
| Fardos          | 227             | 1.676            | 16.218           | 42.115           | 77.696           | 67.935           | 6.362       | <b>212.229</b> |
| Média Ponderada | 25,10           | 26,19            | 27,04            | 27,67            | 28,49            | 29,58            | 30,82       | <b>28,61</b>   |
| Porcentagem     | 0,11%           | 0,79%            | 7,64%            | 19,84%           | 36,61%           | 32,01%           | 3,00%       | <b>100,00%</b> |

### RESISTÊNCIA (STR)



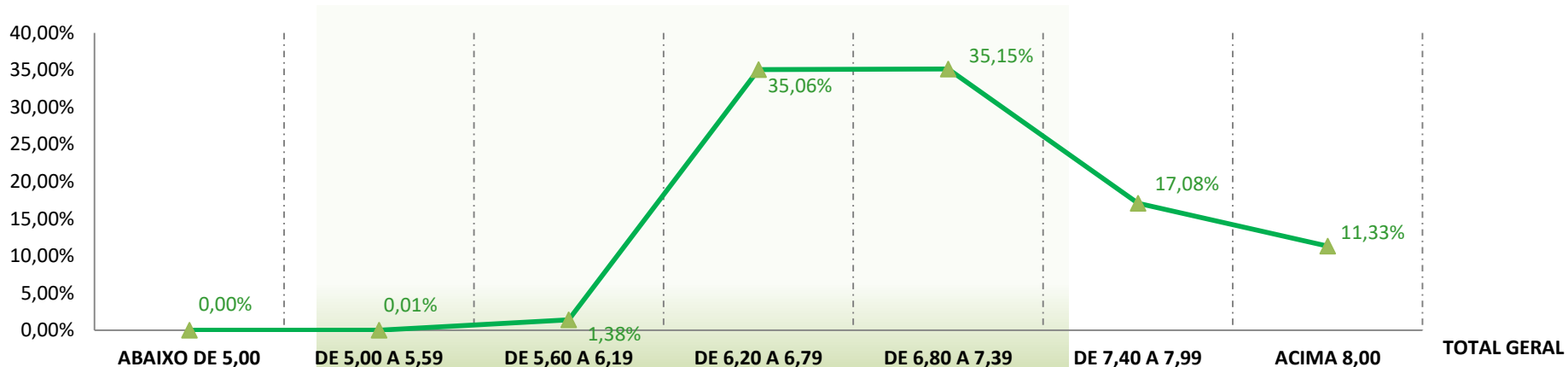
|                        |       |       |        |        |        |        |       |                |
|------------------------|-------|-------|--------|--------|--------|--------|-------|----------------|
| <b>Fardos</b>          | 1.793 | 3.532 | 21.883 | 71.271 | 74.454 | 38.759 | 537   | <b>212.229</b> |
| <b>Média Ponderada</b> | 25,2  | 26,5  | 27,5   | 28,8   | 30,2   | 31,7   | 33,4  | <b>29,6</b>    |
| <b>Porcentagem</b>     | 0,84% | 1,66% | 10,31% | 33,58% | 35,08% | 18,26% | 0,25% | <b>100,00%</b> |

### UNIFORMIDADE (UNF)



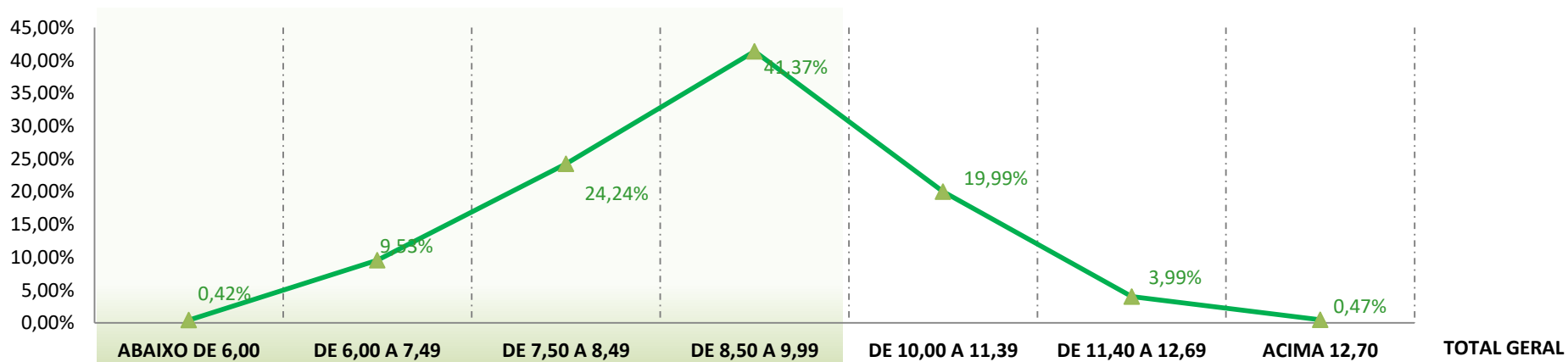
|                        |       |       |        |         |        |       |       |                |
|------------------------|-------|-------|--------|---------|--------|-------|-------|----------------|
| <b>Fardos</b>          | 1     | 290   | 20.970 | 127.562 | 60.138 | 3.243 | 25    | <b>212.229</b> |
| <b>Média Ponderada</b> | 74,5  | 77,0  | 79,2   | 81,4    | 83,3   | 84,9  | 87,0  | <b>81,8</b>    |
| <b>Porcentagem</b>     | 0,00% | 0,14% | 9,88%  | 60,11%  | 28,34% | 1,53% | 0,01% | <b>100,00%</b> |

### ALONGAMENTO (ELG)



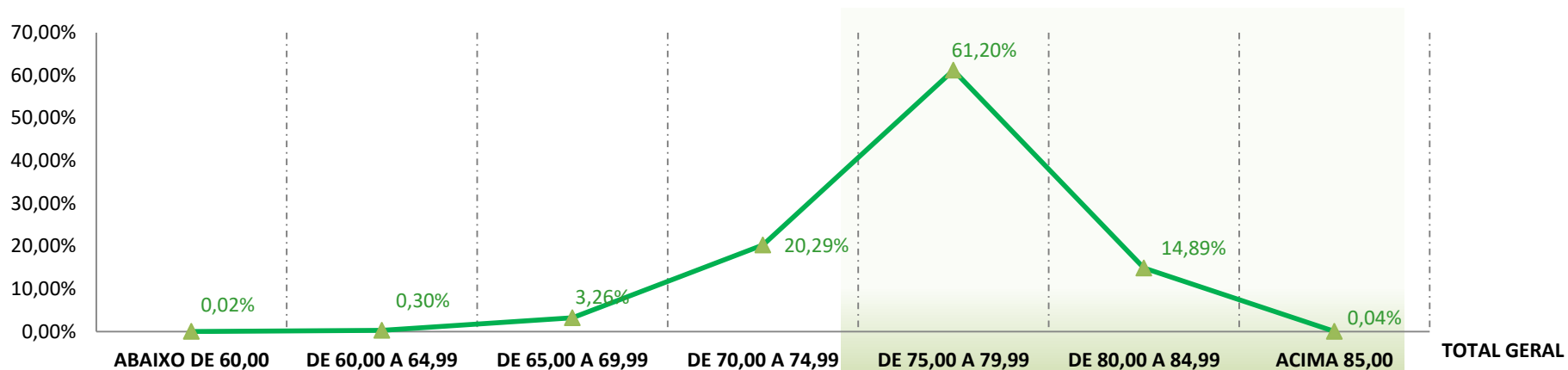
|                 |       |       |       |        |        |        |        |                |
|-----------------|-------|-------|-------|--------|--------|--------|--------|----------------|
| Fardos          | 2     | 15    | 2.931 | 74.407 | 74.598 | 36.240 | 24.036 | <b>212.229</b> |
| Média Ponderada | 5,0   | 5,3   | 6,1   | 6,6    | 6,9    | 7,6    | 8,3    | <b>7,1</b>     |
| Porcentagem     | 0,00% | 0,01% | 1,38% | 35,06% | 35,15% | 17,08% | 11,33% | <b>100,00%</b> |

### ÍNDICE DE FIBRAS CURTAS (SFI)



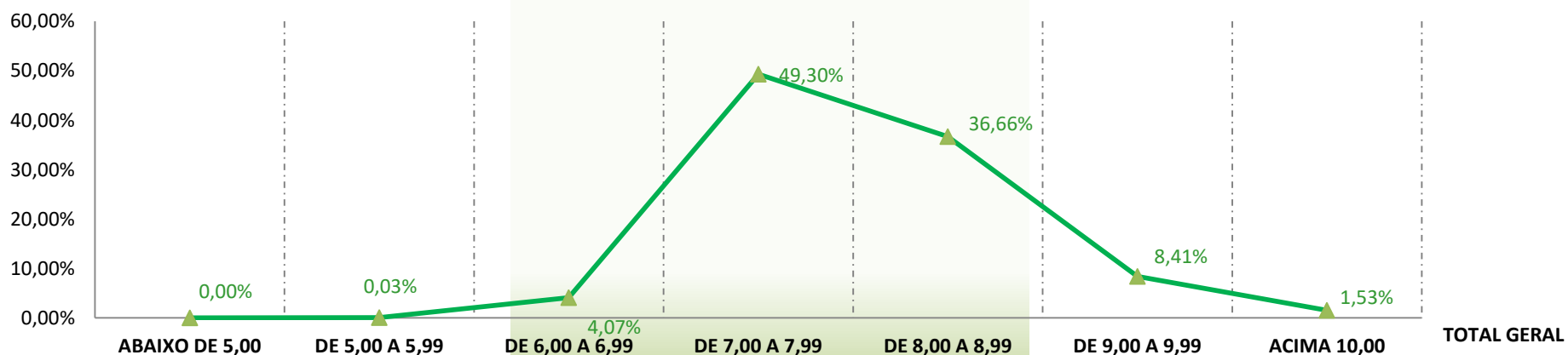
|                 |       |        |        |        |        |       |       |                |
|-----------------|-------|--------|--------|--------|--------|-------|-------|----------------|
| Fardos          | 884   | 20.218 | 51.436 | 87.806 | 42.422 | 8.465 | 998   | <b>212.229</b> |
| Média Ponderada | 5,8   | 7,0    | 8,0    | 9,2    | 10,5   | 11,8  | 13,3  | <b>9,1</b>     |
| Porcentagem     | 0,42% | 9,53%  | 24,24% | 41,37% | 19,99% | 3,99% | 0,47% | <b>100,00%</b> |

### GRAU DE REFLECTÂNCIA (RD)



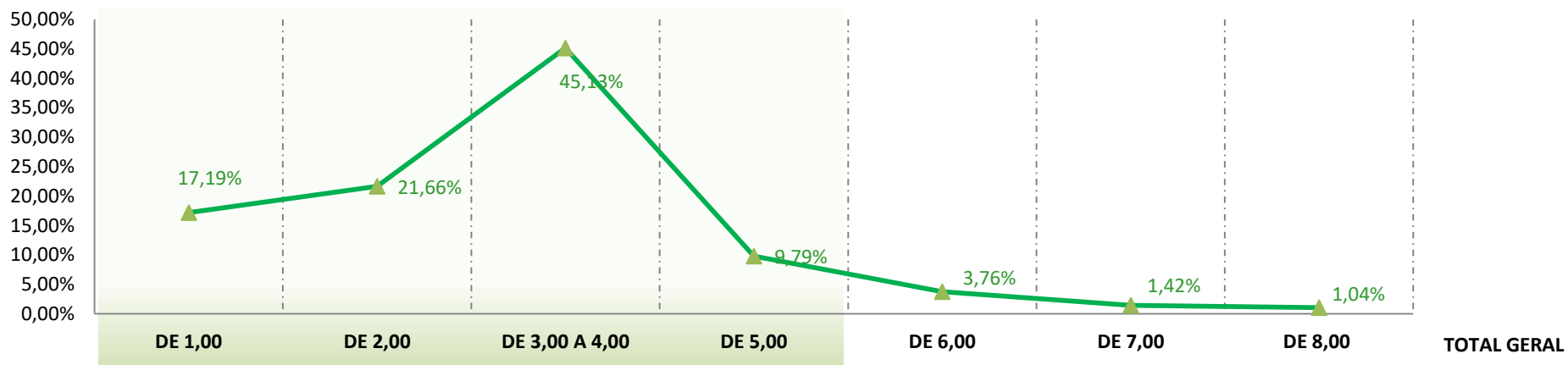
|                        | ABAIXO DE 60,00 | DE 60,00 A 64,99 | DE 65,00 A 69,99 | DE 70,00 A 74,99 | DE 75,00 A 79,99 | DE 80,00 A 84,99 | ACIMA 85,00 | TOTAL GERAL    |
|------------------------|-----------------|------------------|------------------|------------------|------------------|------------------|-------------|----------------|
| <b>Fardos</b>          | 45              | 632              | 6.925            | 43.063           | 129.885          | 31.601           | 78          | <b>212.229</b> |
| <b>Média Ponderada</b> | 58,9            | 63,6             | 68,2             | 73,0             | 77,6             | 80,9             | 85,5        | <b>76,8</b>    |
| <b>Porcentagem</b>     | 0,02%           | 0,30%            | 3,26%            | 20,29%           | 61,20%           | 14,89%           | 0,04%       | <b>100,00%</b> |

### GRAU DE AMARELAMENTO (+B)



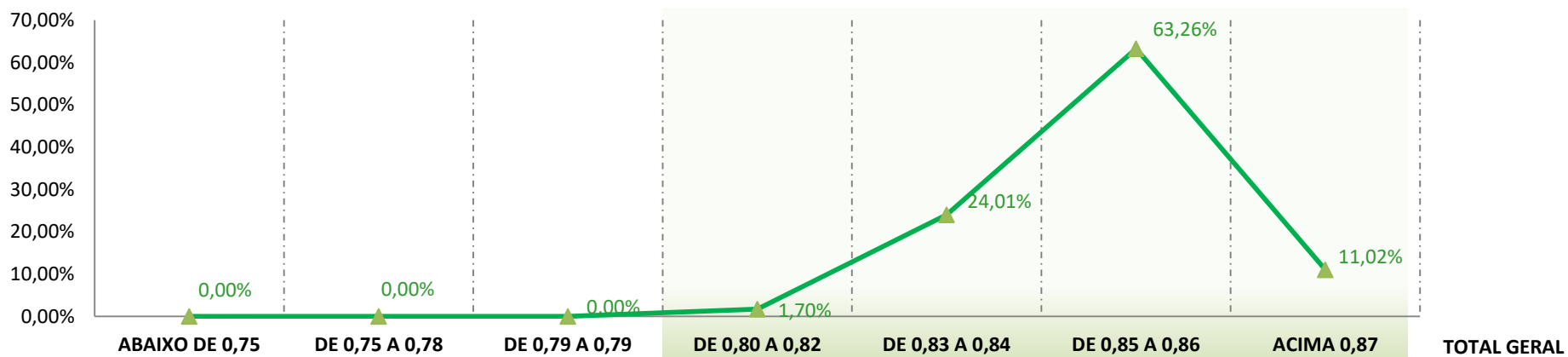
|                        | ABAIXO DE 5,00 | DE 5,00 A 5,99 | DE 6,00 A 6,99 | DE 7,00 A 7,99 | DE 8,00 A 8,99 | DE 9,00 A 9,99 | ACIMA 10,00 | TOTAL GERAL    |
|------------------------|----------------|----------------|----------------|----------------|----------------|----------------|-------------|----------------|
| <b>Fardos</b>          | 1              | 59             | 8.643          | 104.629        | 77.808         | 17.840         | 3.249       | <b>212.229</b> |
| <b>Média Ponderada</b> | 4,9            | 5,8            | 6,7            | 7,5            | 8,3            | 9,3            | 10,4        | <b>8,0</b>     |
| <b>Porcentagem</b>     | 0,00%          | 0,03%          | 4,07%          | 49,30%         | 36,66%         | 8,41%          | 1,53%       | <b>100,00%</b> |

### GRAU DE FOLHA (LEAF)



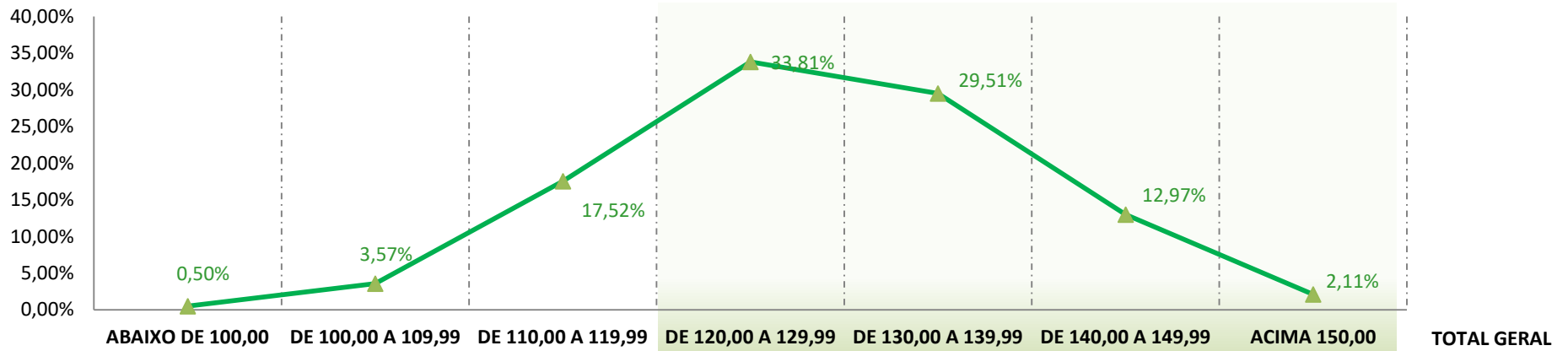
|                 | DE 1,00 | DE 2,00 | DE 3,00 A 4,00 | DE 5,00 | DE 6,00 | DE 7,00 | DE 8,00 | TOTAL GERAL    |
|-----------------|---------|---------|----------------|---------|---------|---------|---------|----------------|
| Fardos          | 36.473  | 45.969  | 95.789         | 20.784  | 7.978   | 3.019   | 2.217   | <b>212.229</b> |
| Média Ponderada | 1       | 2       | 3              | 5       | 6       | 7       | 8       | <b>3</b>       |
| Porcentagem     | 17,19%  | 21,66%  | 45,13%         | 9,79%   | 3,76%   | 1,42%   | 1,04%   | <b>100,00%</b> |

### MATURIDADE (MAT)



|                 | 0     | 4     | 9     | 3.610 | 50.961 | 134.250 | 23.395 | TOTAL GERAL    |
|-----------------|-------|-------|-------|-------|--------|---------|--------|----------------|
| Fardos          | 0     | 4     | 9     | 3.610 | 50.961 | 134.250 | 23.395 | <b>212.229</b> |
| Média Ponderada | 0,00  | 0,78  | 0,79  | 0,82  | 0,84   | 0,85    | 0,87   | <b>0,85</b>    |
| Porcentagem     | 0,00% | 0,00% | 0,00% | 1,70% | 24,01% | 63,26%  | 11,02% | <b>100,00%</b> |

### ÍNDICE DE FIABILIDADE (SCI)



|                        |       |       |        |        |        |        |       |                |
|------------------------|-------|-------|--------|--------|--------|--------|-------|----------------|
| <b>Fardos</b>          | 1.064 | 7.573 | 37.189 | 71.757 | 62.630 | 27.532 | 4.484 | <b>212.229</b> |
| <b>Média Ponderada</b> | 97    | 106   | 115    | 125    | 134    | 143    | 153   | <b>128</b>     |
| <b>Porcentagem</b>     | 0,50% | 3,57% | 17,52% | 33,81% | 29,51% | 12,97% | 2,11% | <b>100,00%</b> |